

SYSPRO 8 - Technical

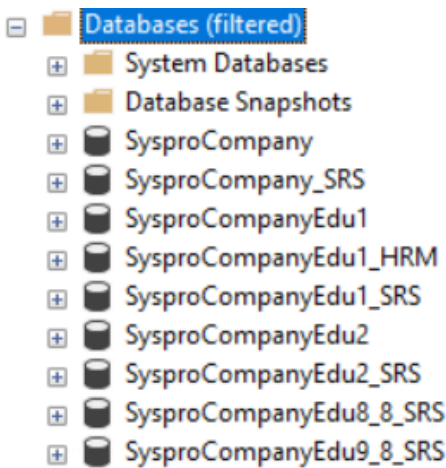
How to set the sql database recovery mode to simple

On occasion when running large volume database updates or upgrading to a later SYSPRO 8 release you may be advised to put the database into simple mode to prevent it from creating large transaction logs files.

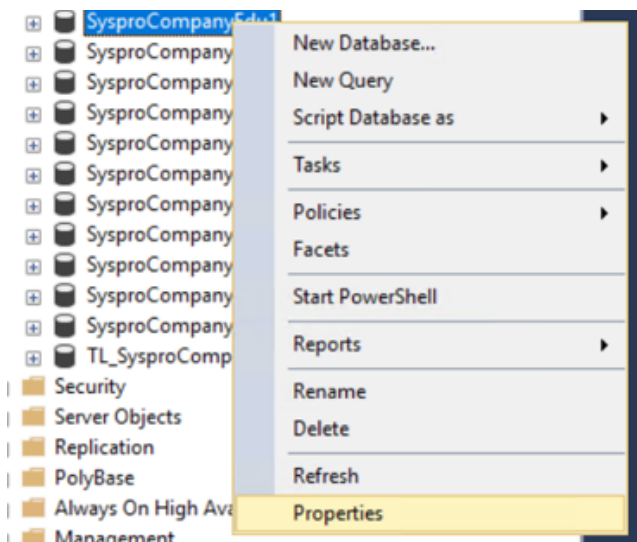
This would usually be done by your internal system administrator or IT as follows:

Navigate to your sql server and launch Sql Management Studio (ssms.exe)

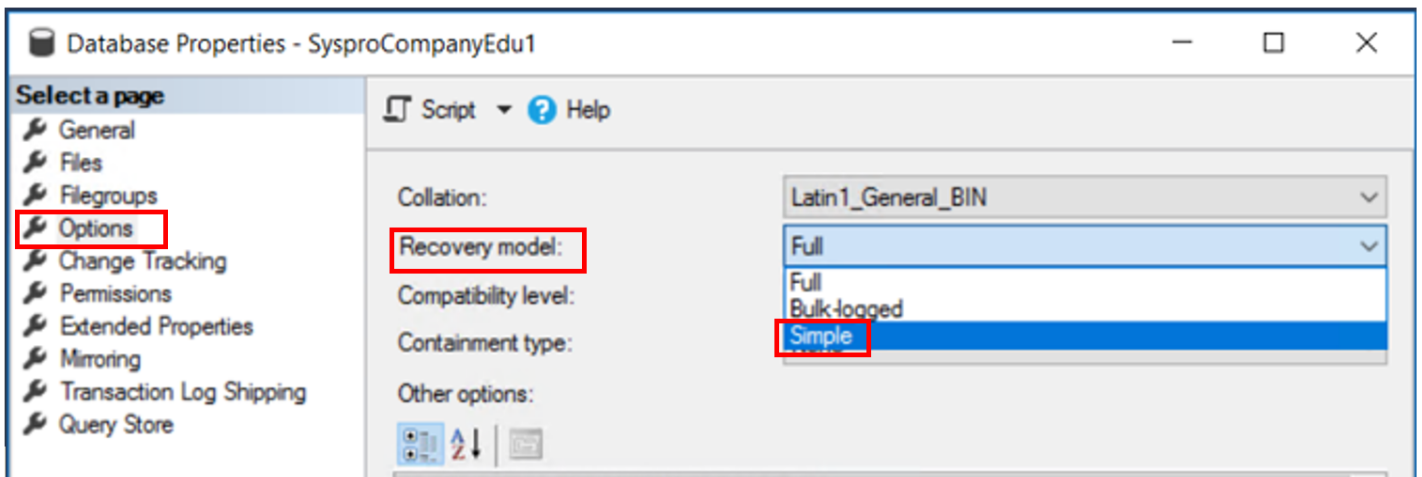
Connect to your sql instance, Expand Databases by clicking on the plus



Navigate to the Syspro Company Database in question, highlight, > right click > properties :



Click on Options and change Recovery Model from Full to Simple



Click Ok

When you have completed the script/upgrade set the recovery Model back to full